

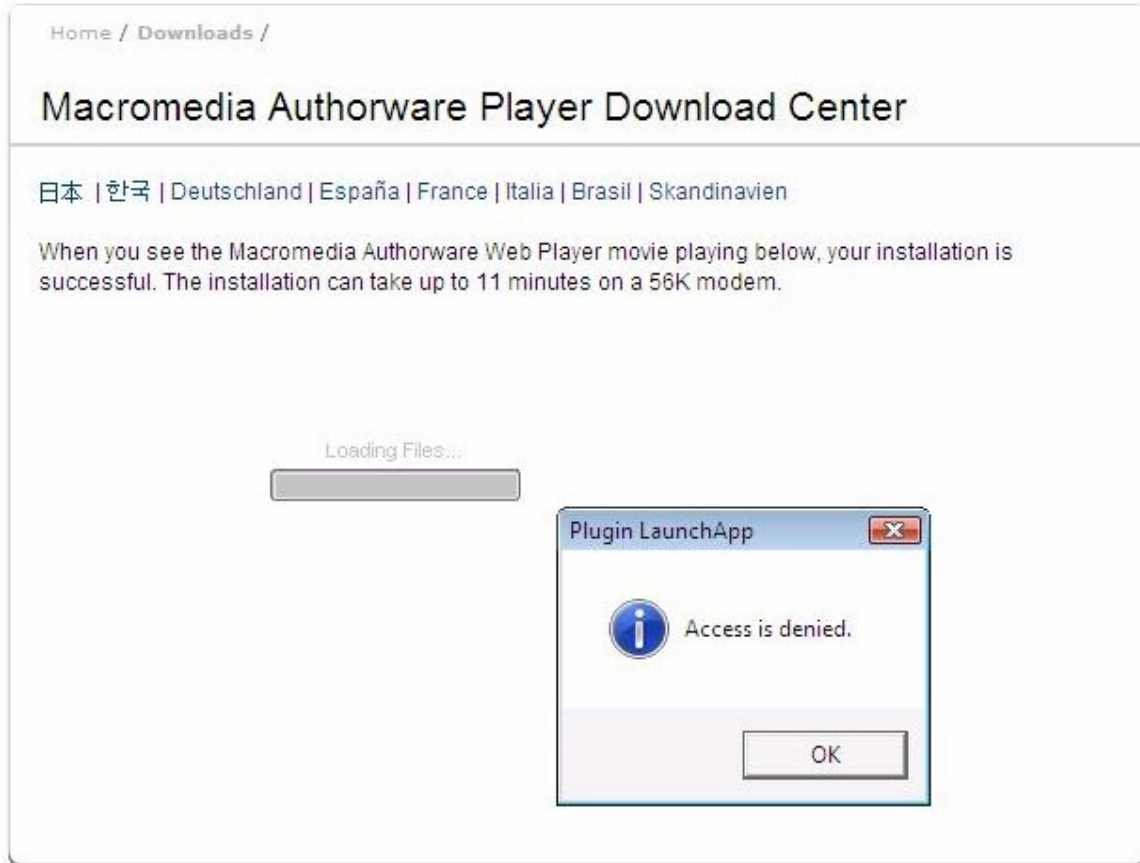


How to work around Vista Protected Mode

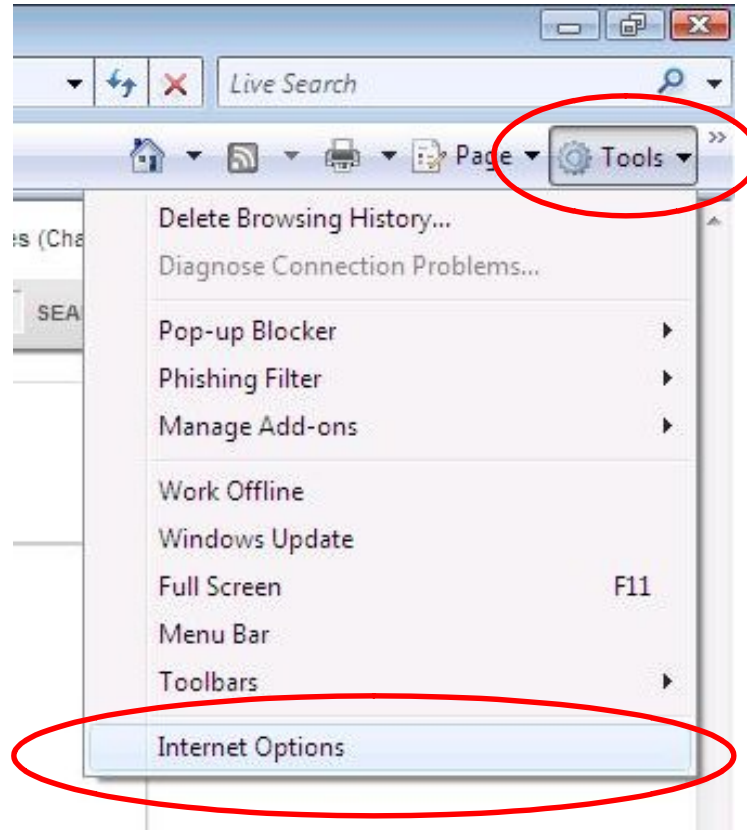
Introduction

To improve the security of users' computers while surfing the web, Microsoft has established a new, stricter security model that operates when Internet Explorer 7 is run on the Vista operating system (other web browsers such as Firefox are not affected by this feature). This mode is called Protected Mode and works like a firewall for websites. When activated, Protected Mode will only allow websites to write to your hard drive if they have been specifically listed by you before hand. This causes a problem for installing the Authorware webplayer but the following steps will allow you to easily remedy this.

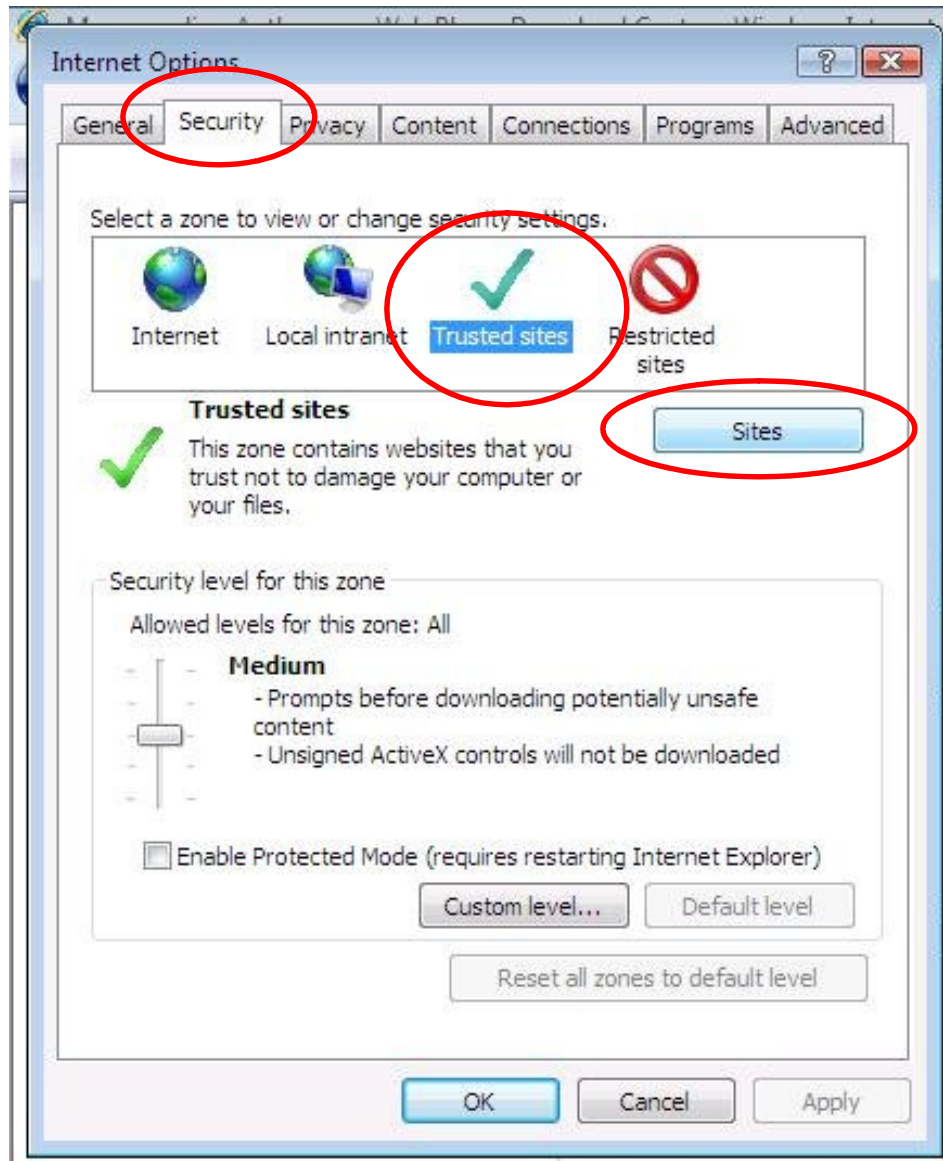
If you have Protected Mode switched on (which it is by default) then you will probably get the following error message when you try to install the Authorware Webplayer and possibly when attempting to run Authorware modules:



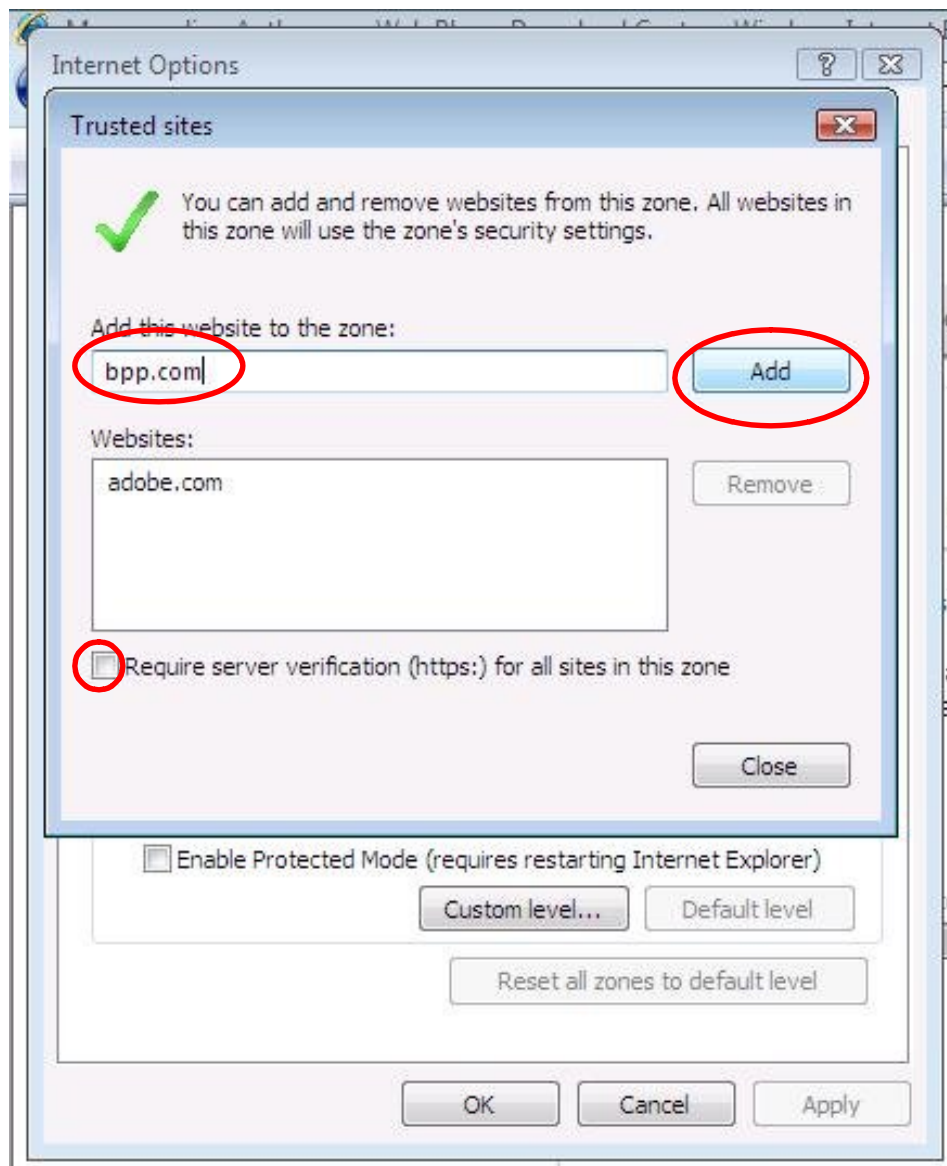
To resolve this error you will need to tell Internet Explorer which websites you want to allow through Protected Mode. To do this choose 'Internet Options' from the 'Tools' menu in Internet Explorer 7.



Now choose the 'Security' tab from the top, select 'Trusted sites' and click the 'Sites' button.



Any websites that you add here will not be affected by Protected Mode so make sure to only add websites that know you can trust. You will need to uncheck the 'Require server verification (https:) for all sites in this zone' option and then type in the address of each website and click the 'Add' button after each. Just to get the Webplayer to install you will need to add **adobe.com** (or wherever you are installing the player from) but it is also advisable to add any further addresses that you are likely to be launching Authorware modules from such as **bpp.com**, **eql.co.uk** and your organisation's intranet. Once finished click the 'Close' button on this window and then 'Ok' on the 'Internet Options' screen.





BPP Learning Media
3 Michaelson Square
Kirkton Campus
Livingston EH54 7DP

Phone: +44 (0)1506 472 255
Fax: +44 (0)1506 472 266

Website: www.bpplearningmedia.com
E-mail: lmsupport@bpp.com